

**The Road to Safe and Comfortable Non-Motorized Transport:**

# **How New York is Following London's Lead**



**Paul Steely White**

**Executive Director, Transportation Alternatives,  
New York, NY**

# Transportation ALTERNATIVES

New York City's Advocates for Bicycling,  
Walking and Sensible Transportation

**transalt.org**

- Est. 1973
- 5,500 Members
- 15,000 activists
- 12 full time staff, hundreds of volunteers
- Bicycle, Pedestrian and Overall Transport Reform

Mission:

**To encourage bicycling, walking and public transit as alternatives to automobile use**

# Why is London relevant to NYC?

- 7.5/8.5 Million population
- Same Geographic Size
- Similar Density
- 10,000 km of streets
- NYLON factor
- **Bicycling is booming**

London: up 80%



New York: up 25%



Since 2002

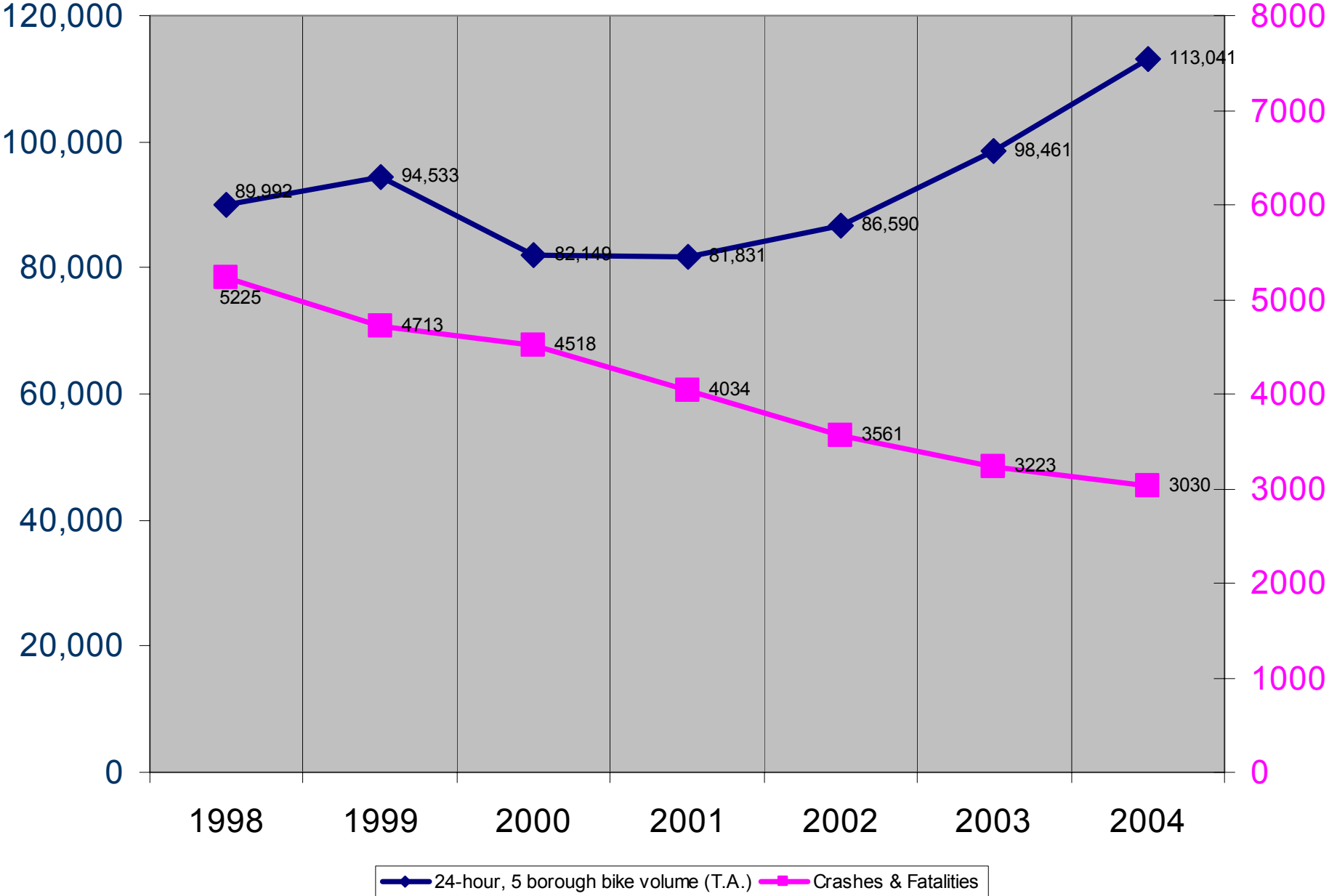
# How NYC is Following London's Lead

1. **Getting our Numbers Up**
2. Changing Politicians' Mindsets
3. New Transportation Performance Measures and Targets

Q: What is the most effective way to make bicycling safe?

A: More bicycling!

# NYC Bicyclist Crashes vs. Bicyclist Volumes





















# How NYC is Following London's Lead

1. Getting our Numbers Up
2. **Changing Politicians' Mindsets**
3. New Transportation Performance Measures and Targets



New York Daily News

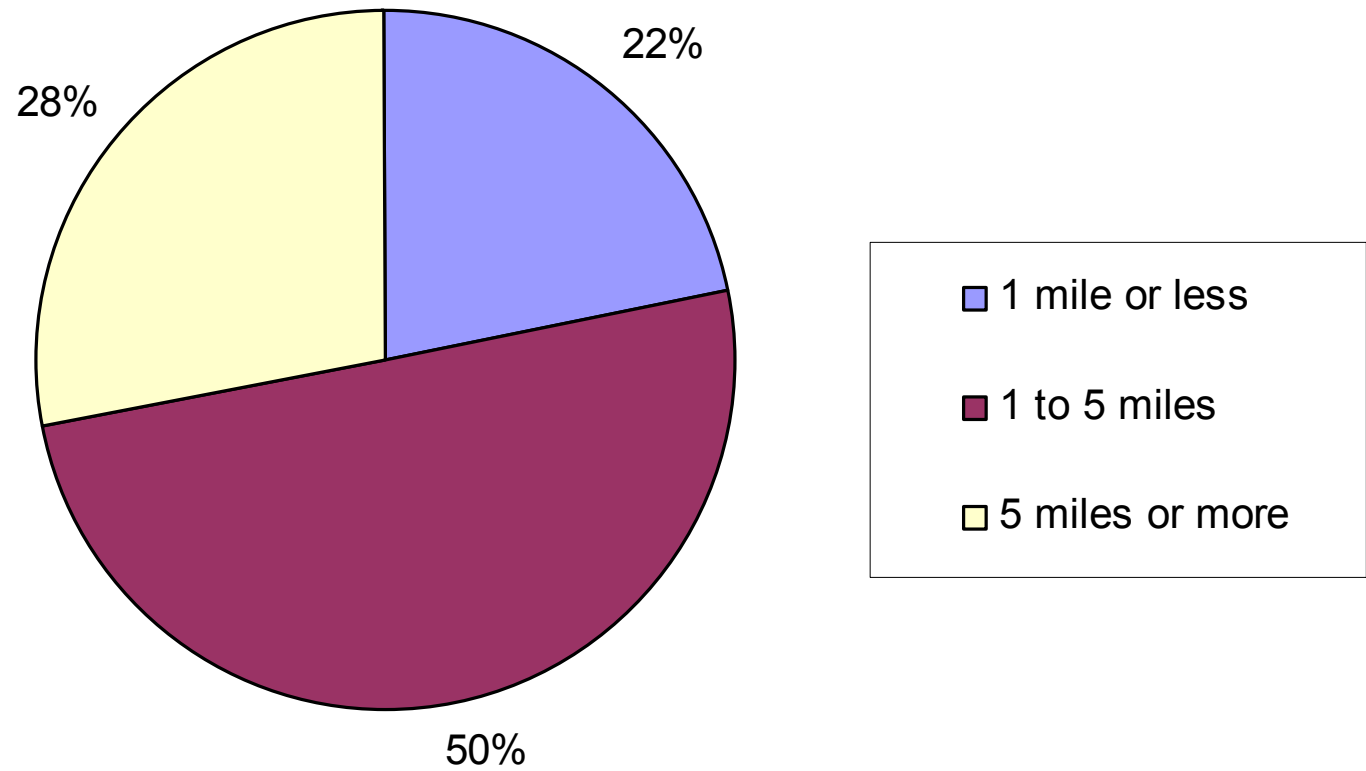


# N.Y.C. is too good to car drivers

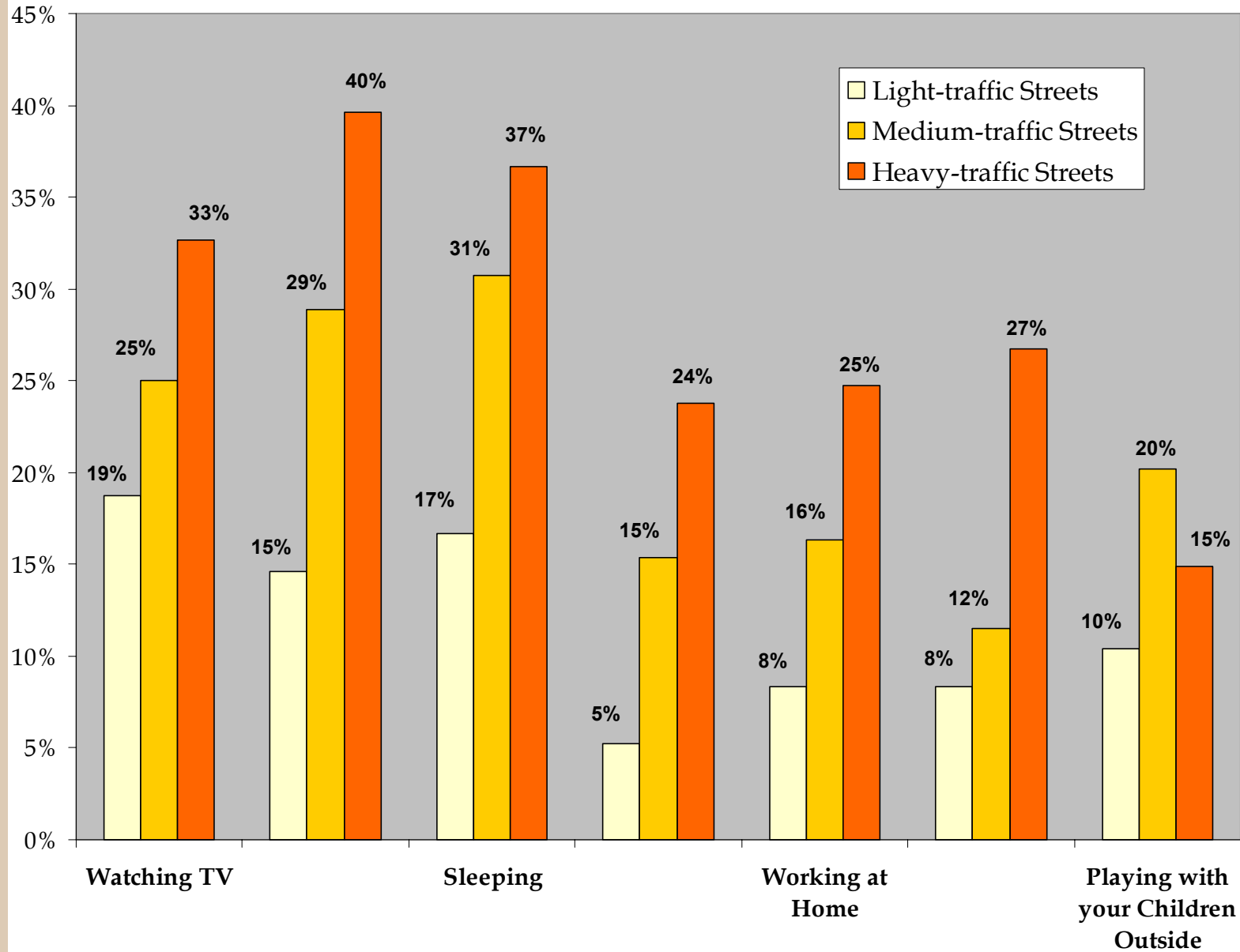
Sunday, February 26th, 2006

The majority of us get around without cars. Why should we have to cede them valuable street space? The rationale has always been that drivers keep our economy afloat. **But a new Transportation Alternatives study shows only 6% of shopping trips in Manhattan are made by car. Moreover, 90% of the people who drive to their Manhattan jobs could get there quickly and efficiently by public transit.** Mayor Bloomberg may think he's a forward-looking guy, but when it comes to serving his pedestrian majority, he's way behind our rival cities, including: **LONDON...**

## automobile trip length, all five boroughs

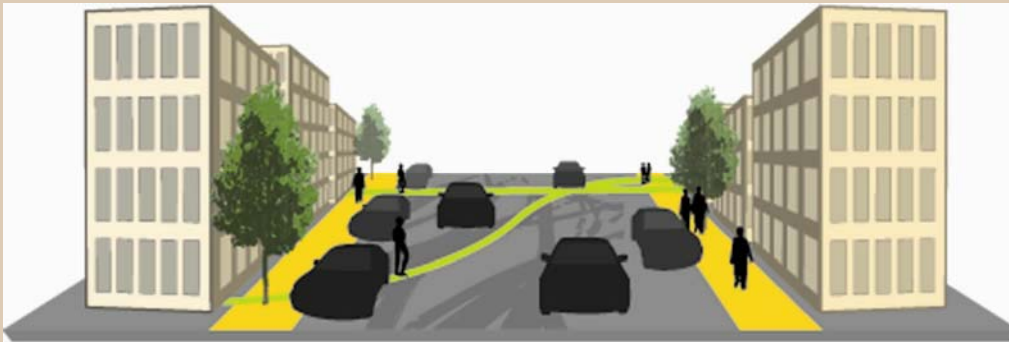


**How often does the traffic on your street bother you when you are doing the following: (%Often/Sometimes), N=300**

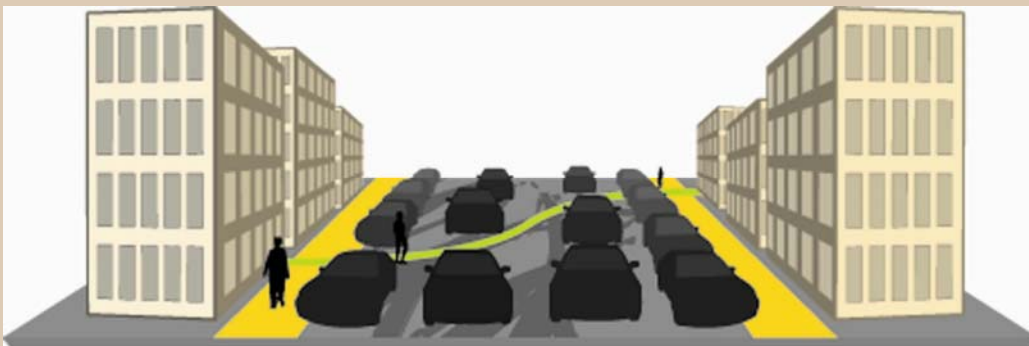




Light-traffic Streets:  
18 friends &  
acquaintances per  
person



Medium-traffic Streets:  
11 friends &  
acquaintances per  
person



Heavy-traffic Streets:  
8 friends &  
acquaintances per  
person

# How NYC is Following London's Lead

1. Getting our Numbers Up
2. Changing Politicians' Mindsets
3. **New Transportation Performance  
Measurements and Targets**

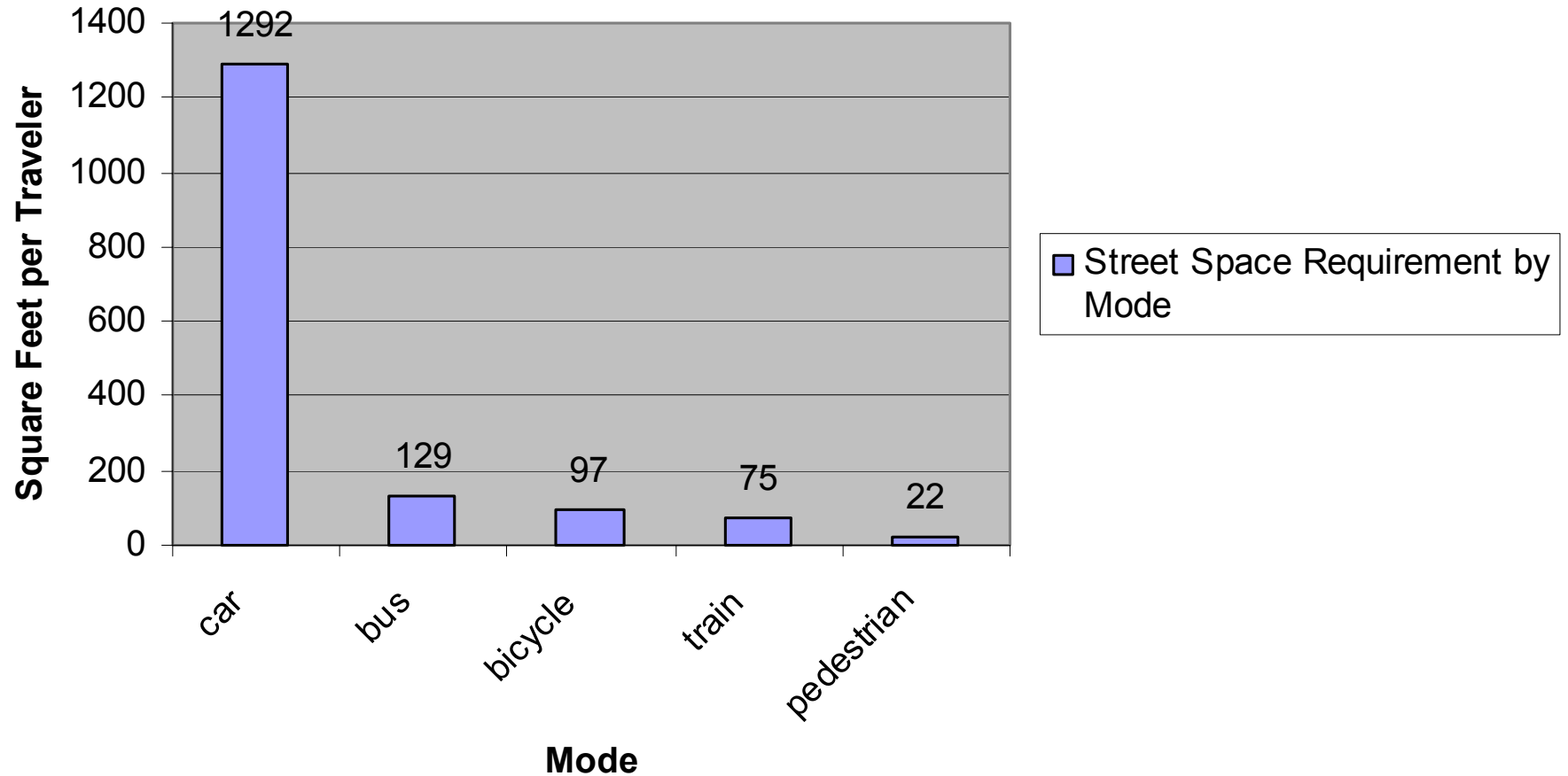
# How does NYC measure transportation performance?

- **Speed of Motorized Vehicles**
- Number of Potholes filled
- Street lights fixed

# How does London measure transportation performance?

- Degree to which they are meeting targets to **shift** driving trips to walking, bicycling and transit trips
- Degree to which they are meeting targets to reduce fatalities and injuries
- Traveler (not vehicular) focused model

## Street Space Requirement by Mode of Travel



Banister, David. and Kenneth. Button. Transportation, the Environment and Sustainable Development. University Press, Cambridge: 1993.



# London's 2010 targets

- increase the proportion of personal travel made by means other than car.
- **increase of at least 80% in cycling**
- a 50% reduction in the number of children killed or seriously injured
- 15% traffic volume reduction

## On the Web:

[transalt.org](http://transalt.org)

[crashstat.org](http://crashstat.org)

[bikemonthnyc.org](http://bikemonthnyc.org)

[nyccentury.org](http://nyccentury.org)

# **Transportation** **ALTERNATIVES**

**New York City's Advocates for Bicycling,  
Walking and Sensible Transportation**

**[transalt.org](http://transalt.org)**